

HKS777

Cavitation+RF+Vacuum
User&Training Manual



CAVITATION Safety Guidelines

The Following information is provided for the correct utilization of IPL Skintreatment system. The information includes not only the accident protection regulations the products comply with, but also the effective prearing proper use of the products.

1) Electric safety regulation

The EMC Directive 89/336/EEC amended by 92/31/EC & 93/68/EEC EN 55015:2000+A1+A2/LUM200704025/ EMCEN 61000-3-2:2000+A2/LUM200704025/ EMCEN 61000-3-3:1995+A1+A2/LUM200704025/ EMCEN 61547:1997+A1/LUM200704025/EMC

2) Material ROHS test 2002/95/EC

Restriction of use of certain Hazardous

Substance in Electrical & electronics Equipment/ROHS.

3) Electromagnetic radiation safety regulation LVD/EN 60601-1:2006/AGC10430904GZ05E3EMC/EN 60601-1-2:2001+A1:2006/AGC10430904GZ05E1

4) ISO 13485:2003 MEDICAL

HKS777

Cavitation+Vacuum+RF

User&Training Manual


Cavitation Theory

What is CAV?

HKS776B cavitation that revolutionizes the treatment against cellulites and fat. It is a non-invasive based on sound waves which generates empty micro-bubbles in the liquid situated in the interior of the adipose tissue.

Its repeated action causes the accumulation of these micro-bubbles, with each other to implode and collapse.

The result is the destruction of the adipose cells transforming the fat nodules in liquid substances that in a natural way the body removes through the lymph..



What areas can be treated with CAV systems?

Belly, waist, thigh, calf, buttocks.

What areas forbid treated with CAV systems?

The CAV is a deep model ultrasonic, forbid use around eyes and heart.

What do CAV treatments feel like?

When CAV 40K work, can hear zizizi voice like hexapod sound. body can feel warm and little vibrate.

How many treatments will I need?

3 times in first week, 2 times in second/third week. after that 1 time per week until satisfying effect.

Vacuum Theory

What is Vacuum ?

Vacuum suction treatment is applied to the surface of the skin tissue causing lift and stimulation of the under-lying structures.

Vacuum suction is aimed at improving blood flow and Lymph circulation. Lymph fluid transports metabolic waste and fatty materials via the lymph nodes and lymphatic system.

What areas can be treated with Vacuum systems?

Treat dry skin

Stimulate a sluggish lymphatic circulation

Remove surface dead skin cells

How many treatments will I need?

1 time Per week Until satisfying effect.

Radio Frequency Theory

What is Radio Frequency?

RF is used for dermal skin heating with sparing of the epidermis. This will result in non-ablative skin tightening and lifting without injection and surgery.

What is the advantage?

The results are a firmer, refreshed and more youthful face, lifted brows and eyelids, less wrinkles and sharper jawline again. Eyebags and double chin will improve with this treatment too.

How does it work?

First, heat generated by RF waves shrinks the bundle of collagen under the skin. The collagen becomes shorter and the skin tightens. The second phase begins as the body responds. The collagen will be gradually healed, renewed and even more collagen will be produced. The skin tightens and overall look is improved.

What do I expect during the treatment?

gentle warming sensation is felt throughout the procedures. As there is minimal redness after the treatment, normal activity can be resumed immediately.

How many sessions are required?

1 times/2 weeks

5-6 sessions is recommended for optimal longer lasting result in treating the wrinkles and lifting the face.



HKS777

Cavitation+Vacuum+RF

User&Training Manual

1.Product Information

APPLICATION

- *Body shaping
- *Liposuction
- *Weight loss
- *Skin tight
- *Skin tightening and lifting
- *Wrinkle reduction
- *Systemic collagen regeneration



FEATURE

- *3Probe
- CAV Probe:40KHz
- Vacuum Probe:with 3different head
- RF Probe:with 3different size head
- *CAV Energy:3-6W/cm² can adjust
- *RF Energy:15-60J/cm² can adjust
- *Frequency:1/3/10MHz **Variable frequency**
- *Power:280W
- *Frequency:40KHz
- *Active Surface:18.6cm²
- *Operate timer:1-20min
- *Display:LCD panel
- *Emission model:Scan 2% compared with Frequency
- *Functionality pressure:500mbar-1060mbar
- *Vacuum MAX pressure:600mmhg
- *Rate of flow:50L/Min
- *Voltage:110V or 220V
- *Certifications:CE LVD, CE EMC
- *Package size:70*60*40 cm
- *G.W:29kg

HKS777

Cavitation+Vacuum+RF

User&Training Manual

2.Installation Alignment and operation procedures

2.1 Open the Package and checking all parts.



Take out Device from ALU package, then fix the probe holder on the side of device

2.2 connect well the air filter



Screw hard the airfilter

2.3 connect well the Cavitation socket to device



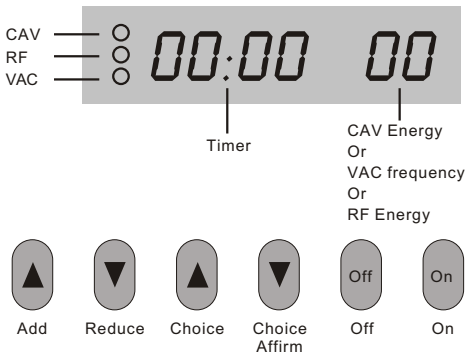
HKS777

Cavitation+Vacuum+RF




User&Training Manual


3. Operate the Cavitation System

3.1 Operate interface



3.2 Turn on Device, the system will choice CAV function by default and the CAV LED will belight.

Press  the **00:00** will be flash, then press  

To make adjust the timer, then press  again to adjust the


Energy for CAV. then press  and ON, the device can start.

HKS777

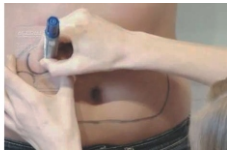
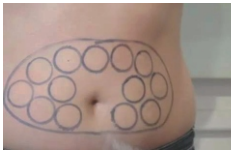
Cavitation+Vacuum+RF
User&Training Manual

4.Treatment Procedure

4.1 Let the patient Drink 50-80ML Water before treatment.
Then make 5minutes massage,let the cellulite be relax.



4.2 Choice the fat area in body that you want make treatment.



4.3 Put the GEL in this area.the GEL Thickness is around 3-5mm.



HKS777

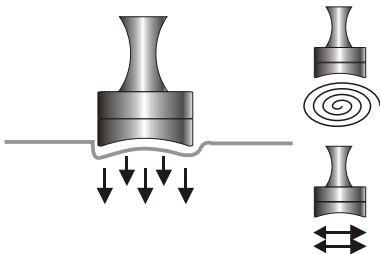
Cavitation+Vacuum+RF

User&Training Manual

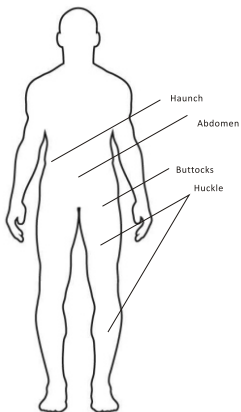
4.Treatment Procedure

4.4 Touch the Probeto Skin and move by slowly.

Let the treatmentprobe touch the target area and move(Or Slide)from the innerto the outerand round andround and from the lower place to the higher,doit in this way by reiterative, when you dothe treatment ont he upperlid,Pls move abit more quickly,whenthe gel onthe skin getdrier,please add some GEL andgo on with the treatment.the ultrasonic GEL thickness is around 3-5mm.



5.Cavitation Treatment Parameter



Buttocks Power:5Level 10minutes
Huckle Power:5Level 12Minutes
Abdomen Power:5Level 8minutes
Haunch Power:3Level 10minutes

6.Cavitation Treatment General Knowledge

6.1.Curative effect

After first one or two treatment, the Cellulite will lost 2-3kg.

The skin will become lift.

After one course of treatment; Skin becomes compact and flabby skin is improved. The Cellulite will lost 5-10kg

6.2.treatment Caution And the principle

for treatment is that the patient should feel Warm but not very hot. Keep the skin be wet, put more gel or spray more water.

Do not apply on areas such as around the face and heart.

6.3. Taboos

a. To avoid using the machine on the abdomen of the pregnant women or women in menses

b. To avoid using the machine on around the parts under which metal, plastic or silicon were buried.

c. To avoid using the machine on around the medical and electric instrument, such as the hearing aid, heart starter, mechanical heart, etc.

d. To avoid using the machine on the epileptic and those in bad health

e. To avoid using the machine on the wound around the treatment area and the areas with metals inside of the body.

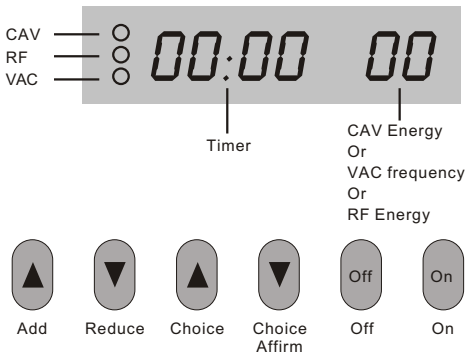
f. To avoid using the machine on people who has high blood pressure or diabetes or serious skin diseases or heart diseases, or who is sensitive to electric current, or who is receiving hormone treatment.


HKS777

Cavitation+Vacuum+RF

User&Training Manual




7. Operate the Vacuum System



3.2 Turn on Device, the system will choice CAV function by default, then press  to enter Vacuum operator interface

Choice
Affirm

and the Vacuum working LED will be light.



Press  the '00:00' will flash, then press  

Choice

Add

Reduce

7. Operate the Vacuum System

To make adjust the timer, then press  again to adjust the Frequency for Vacuum. then press  and ON, the device can be start.

Choice

Choice
Affirm

The Vacuum probe with 3style head.

One for big area, One some small area, One for face.

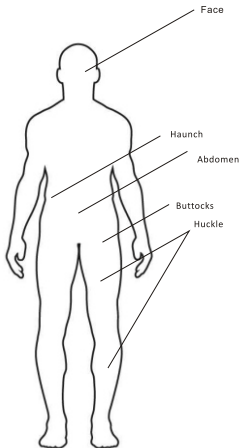


HKS777

Cavitation+Vacuum+RF

User&Training Manual

8.Vacuum TreatmentParameter



Face
Frequency:4Level
20minutes
Face probe

Buttocks
Frequency:2Level
10minutes
Big roller probe

Huckle
Frequency:2Level
10minutes
Big roller probe

Abdomen
Frequency:3Level
10minutes
Big roller probe

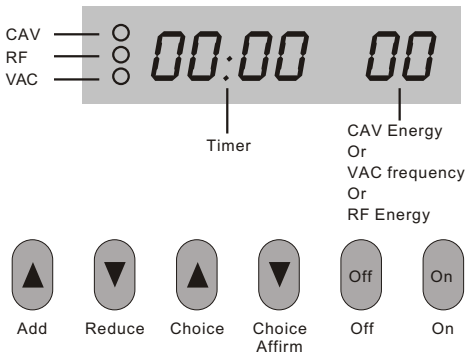
Haunch
Frequency:1Level
10minutes
Big roller probe


HKS777

Cavitation+Vacuum+RF

User&Training Manual




9. Operate the Radiofrequency System



9.2 Turn on Device, the system will choice CAV function by default, then press  to enter RF operator interface

Choice
Affirm

and the RF working LED will be light.

Press  the '00:00' will be flash, then press  

Choice

Add



Reduce

HKS777

Cavitation+Vacuum+RF

User&Training Manual

9.Operate the Radiofrequency System

To make adjust the timer,then press  again to adjust the
Choice
Energy for RF.then press  and ON,the device
Choice
Affirm
can be start.

The RF prob with 3style head.

One for big area,One some small area,One for face.



Small Probe for Face

Big Probe for body/neck

Tripolar For body/Jowl

HKS777

Cavitation+Vacuum+RF

User&Training Manual

9. Operate the Radiofrequency System

9.1 .Operateion technigue:Letthe treatment probetouch the target area ad mover(Or Slide)from the innerto the outer and round and roundand from the lowerplace to the higher, when you dothe treatment onthe upper lid,Plsmove a bit more quickly,when the gel onthe face getdrier,please add some GEL and go onwith the treatment.

9.2.Face(Inclueing cheek,eye,forhead,lip,neck)
Operation procedure(About 50minutesfor whole face,15-20minutes for neck)



a. carry out a skin evaluation before treatment.

B. Clean skin

c. tone skin

d. massage with GEL

e. clean skin

f. smear gel on skin and apply treatment with trobe.

g. let the probetouch the skinand make treatment



Course of treatment:One course of treatments includes 5treatments at aninterval of every 10-15days.

Curative effect

After one treatment,theheated subcutaneous fibershinks instantly,therefore fins wrinklesare improved,and skin becomes tender,sommth and compact.After onecourse of treatment:the collagen protein is regenerated for long term,skin becomes tender andsmooth,wrikles are reduced, and skin istightened and compact.

HKS777

Cavitation+Vacuum+RF

User&Training Manual

9. Operate the Radiofrequency System

9.3. Body (striae gravidarum)

Operation procedure (About 60-90 minutes for topical area)

a. Carry out a skin evaluation before treatment.

B. clean skin

c. massage with body slimming distillate

d. Smear body slimming distillate on skin and apply treatment with probe.

e. clean skin

f. let the probe touch the skin and make treatment.

Course of treatment: One course of treatments includes 5 treatments at an interval of every 10-15 days.

Curative effect After one treatment, the heated subcutaneous fiber shrinks instantly, therefore skin becomes smooth, compact and elastic.

After one course of treatment; Skin becomes compact and flabby skin is improved.



HKS777

Cavitation+Vacuum+RF

User&Training Manual

10.Treatment Parameter

Therapy Position	Probe	Energy	Mode	Timer
eye side	small	15-20	■	10
	big	22-28	■	5
forehead	small	14-17	■	8
	big	22-28	■ ■■■	5
jowl	Tripolar	20-26	■	10
neck	big	22-28	■	15
Abdomen	big	22-28	■	10
buttocks	Tripolar	22-28	■ ■■■	10
Low-necked	Tripolar	18-24	■	10
arm	Tripolar	22-28	■ ■■■	10
leg	Tripolar	22-28	■ ■■■	10

11.Our Device superiority

11.1.Whole ABS Plastic Mould.

11.2.Variable frequencies depending on the chosen treatment.

11.3.Frequency of steady emission.

11.4.It does not present any contagious risk.

11.5.Maximum security for the client, default programs

11.6.Permits to adapt the used power used according to the zone and deepness to work.

We Are Looking for Sale agent over the world.

